









Introducing the Scranton Equity app, a mobile app that provides real-time harvest information, to better serve growers. If you are having trouble logging in, please give us a call at (701) 275-8221 to verify that your current cell phone number is properly linked with your account.



Install for Apple iPhone

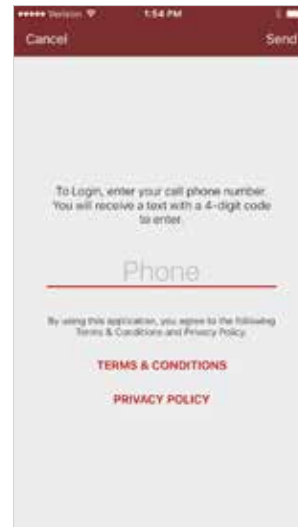
- Enter the App Store application. 
- At the bottom of the screen, tap search. 
- Tap into the search bar at the top of the screen, type Scranton Equity and tap the  button.
- The resulting screen will look like this:




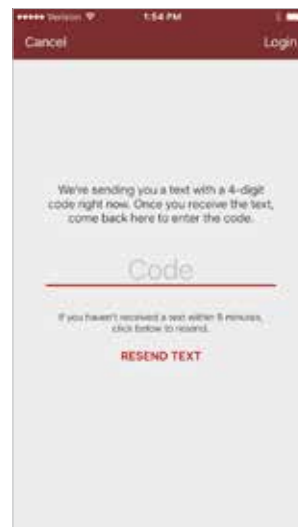
- Tap  and tap  to install.
- The app will begin downloading. 
- When download is complete, there will be an option to open the app from the store by tapping .
- The app is also accessible by tapping on the icon that will now appear on the phone's main menu. 


Login to the Scranton Equity App

- Enter the app by tapping on the  app icon in the main menu.
- The app will open to the public display of the app. To access grower specific (private) contracts and tickets, tap on the menu  button at the top left corner of the screen and select **Login** from the list.



- Tap on the screen where it says 'Phone,' to enter your phone number (used to authenticate. Include '1' before area code).
- Once the phone number is entered, tap 'Send' at the top right corner of the screen. 






- The app will send a text with a four-digit PIN number to enter on the next screen.
- Once the PIN number is entered, tap 


and
YOU'RE IN!

Introducing the Scranton Equity app, a mobile app that provides real-time harvest information, to better serve growers. If you are having trouble logging in, please give us a call at (701) 275-8221 to verify that your current cell phone number is properly linked with your account.



Install for Android

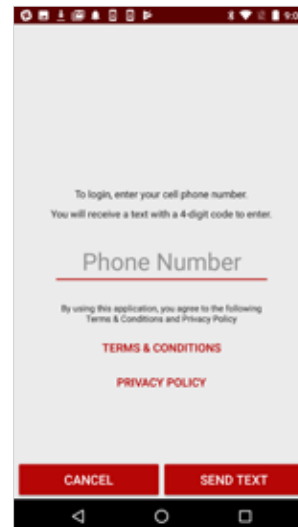
- Enter the Play Store application. 
- At the top of the screen, tap where it says 'Google Play.' Type in **Scranton Equity** and tap the magnifying glass icon at the bottom right of the keyboard to search. 
- Tap on **Scranton Equity** in the list of results.



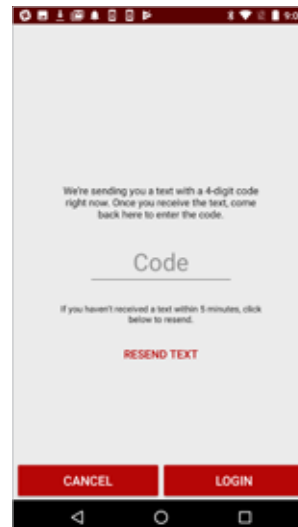
- Tap **INSTALL** to start installation process.
- The app will be downloading.
- When download is complete, there will be an option to open the app from the store by tapping **OPEN**.
- The app is also accessible by tapping on the icon that will now appear on the phone's main menu. 

Login to the Scranton Equity App

- Enter the app by tapping on the app icon in the main menu. 
- The app will open to the public display of the app. To access grower specific (private) contracts and tickets, tap on the menu button at the top left corner of the screen and select **login** from the list. 



- Tap on the screen where it says 'Phone Number' to enter your phone number (used to authenticate).
- Once the phone number is entered, tap the 'Send Text' button at the bottom right corner of the screen. **SEND TEXT**



- The app will send a text with a four-digit PIN number to enter on the next screen.
- Once the PIN number is entered, tap **LOGIN**

and
YOU'RE IN!